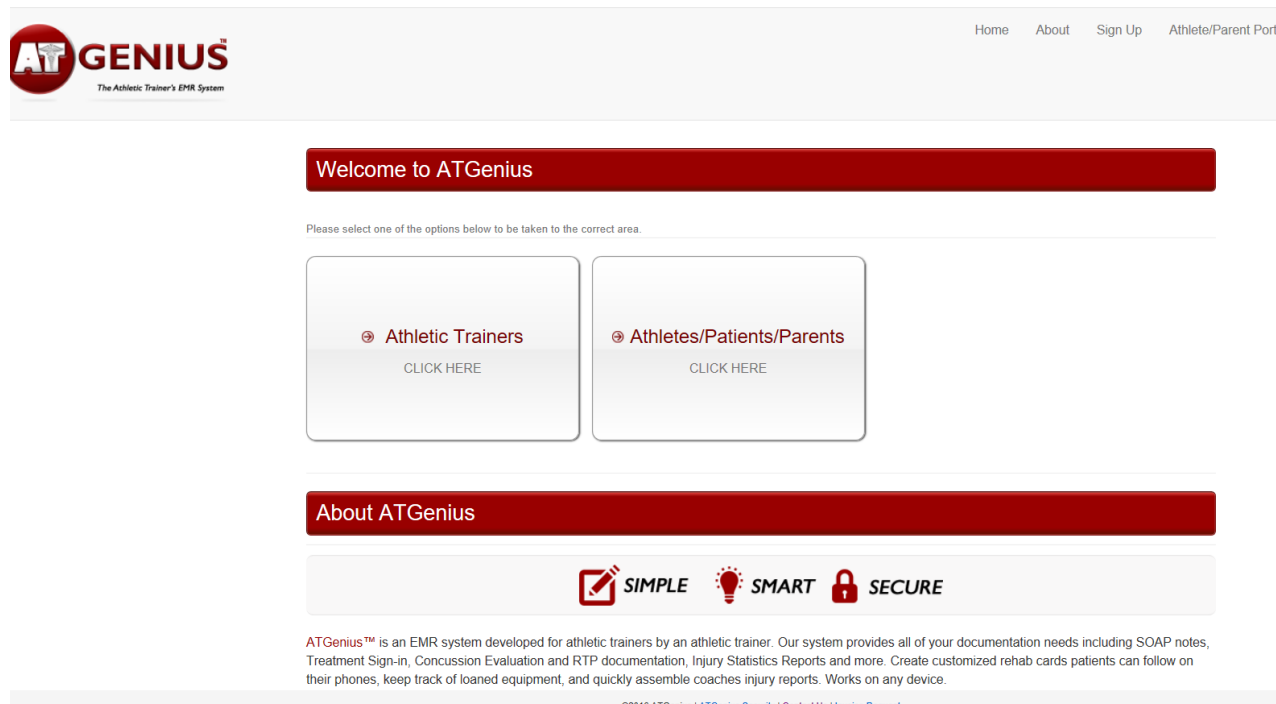


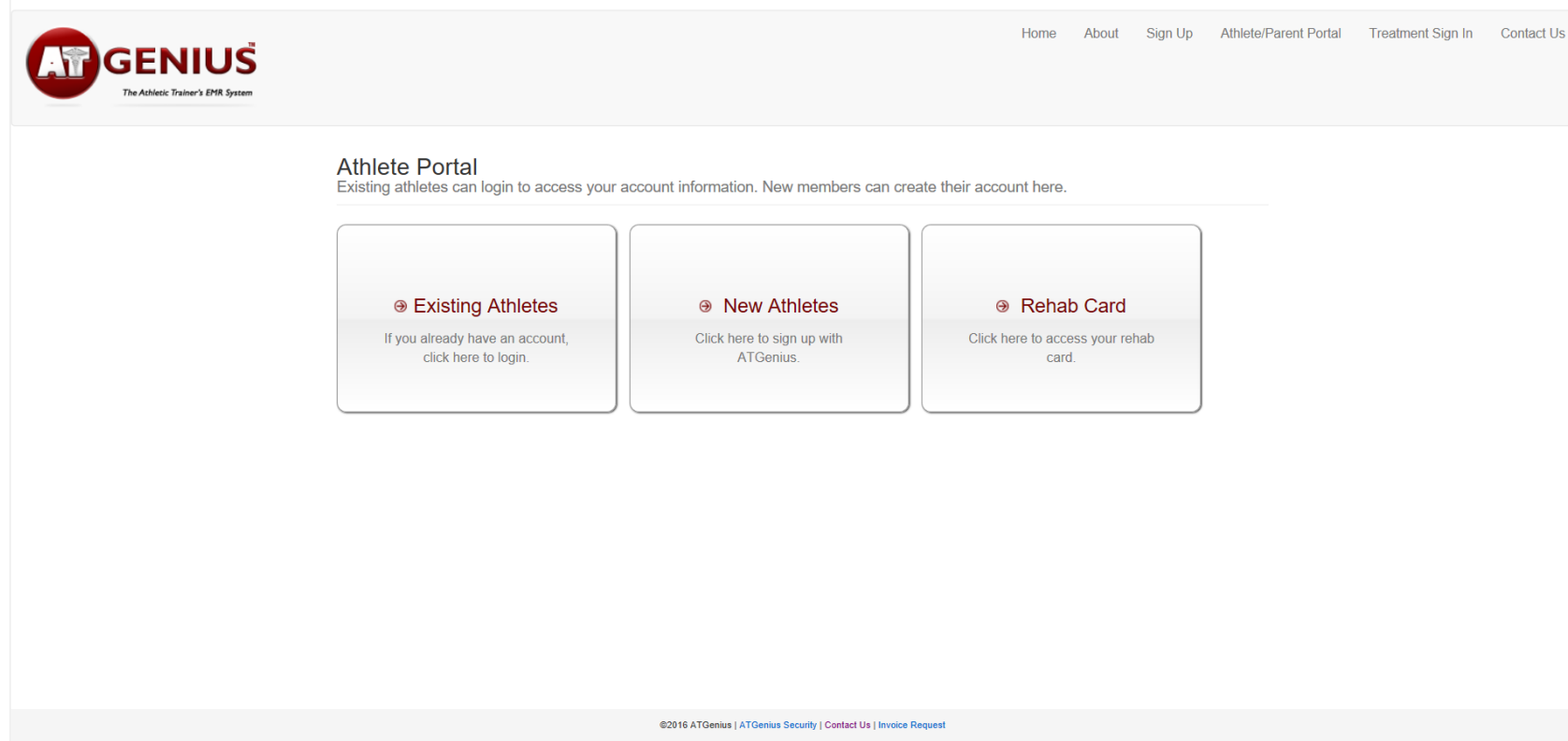
# Creating an account with ATGenius Step by Step Instructions

# Go To ATGENIUS Home page


- Follow the link - <https://atgenius.com/>
- Click on the Athletes/Patients/Parent prompt



# Click on New Athlete Prompt



# Enter School Code – Sterling's School Code is 08083

[Home](#) [About](#) [Sign Up](#) [Athlete/Parent Portal](#) [Treatment Sign In](#) [Contact Us](#)


### School Code

Please enter the school code that you were supplied from your Athletic Trainer.

School Code

Next

# Verify Sterling High School by clicking select



HomeAboutSign UpAthlete/Parent PortalTreatment Sign InContact Us


### Verify School

Please verify the school you have chosen.  
If this is not your school, please click your browsers back button and try again before proceeding.

School	Athletic Trainer	
Sterling High School	Shawn Klenk	Select

[My school is not listed here](#)

# Enter your date of birth and last name

[Home](#) [About](#) [Sign Up](#) [Athlete/Parent Portal](#) [Treatment Sign In](#) [Contact Us](#)

### Athlete Information

Please enter your last name and date of birth for verification security purposes.

**Date of Birth**

Month▼

Day▼

Year▼

**Last Name**

Next

Begin filling out athlete information and create an email address and password. *Important each athlete entry must have your own unique email address, we suggest athletes use their email address provided to them from Sterling High School. Siblings should not use the same home email address, this will cause registration issues for the second athlete to register.*


Begin filling out information, athletes can upload a picture as well, not mandatory. (top of page)

Athlete InfoParent/Guardian InfoInsurance InfoMedical InfoPreseason DocsCOVID-19 Screening

Save

Athlete Information

Please fill out the information below



Add / Edit Profile Picture

School ID

First Name

Last Name

klenk

Address

City

State



# Register Email and create password then save the information. (bottom of page)

Zip

Email address

Create Password

Confirm Password

Phone Number  
This is the default number for the text message and 2-step verification process

Sport

Grade

Date of Birth

Age




# From this point forward while using ATGenius log in under existing athlete, using your email address and password.


[Home](#) [About](#) [Sign Up](#) [Att](#)

### Athlete Portal


Existing athletes can login to access your account information. New members can create their account here.

 Existing Athletes

If you already have an account, click here to login.

 New Athletes

Click here to sign up with ATGenius.

 Rehab Card

Click here to access your rehab card.

## Athlete Login

Enter your information to login to ATGenius

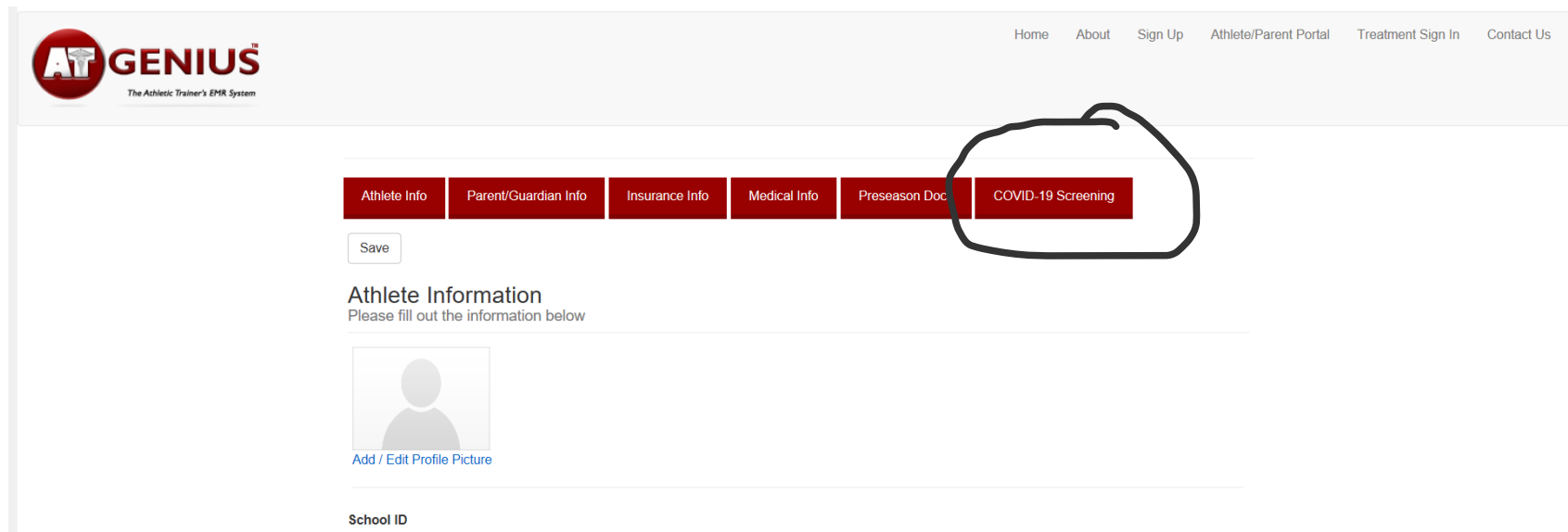
Email address

Password

Login

[Forgot Password?](#)

After logging into your account click on CoVid-19 screening and complete the daily screening questionnaire.



The screenshot shows the AT GENIUS web interface. The header includes the logo and navigation links: Home, About, Sign Up, Athlete/Parent Portal, Treatment Sign In, and Contact Us. A horizontal menu of red tabs is displayed, with 'COVID-19 Screening' circled in black. Below the tabs is a 'Save' button and the 'Athlete Information' section, which includes a profile picture placeholder with the text 'Add / Edit Profile Picture' and a 'School ID' field.


AT GENIUS<sup>™</sup>  
The Athletic Trainer's EHR System

Home About Sign Up Athlete/Parent Portal Treatment Sign In Contact Us

Athlete Info Parent/Guardian Info Insurance Info Medical Info Preseason Doc COVID-19 Screening

Save

**Athlete Information**  
Please fill out the information below

  
[Add / Edit Profile Picture](#)

School ID